

**KENT  
USA**

To be Perfect is Our Nature



Providing Solutions.

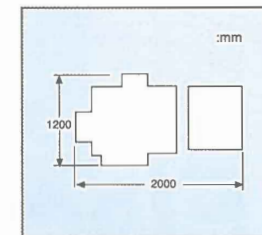
Phone: 916-638-7718 Fax: 916-638-2450

[www.scottmachinery.com](http://www.scottmachinery.com)

4700 Lang Ave, Suite D, McClellan, CA 95652

Technology

# NC-F304N

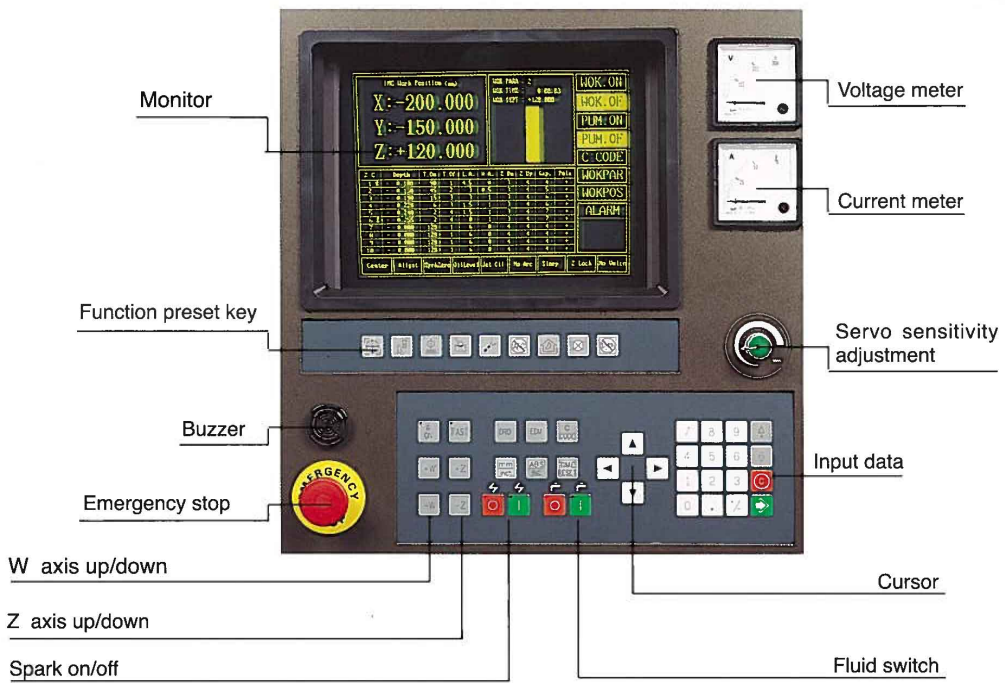


Machinery	NC-F304N	NCF Model	Fluid Tank		
Capacity of work tank	800x500x350mm (32x20x14inch)	Max. output current	20A	30A	60A
Work table dimension	600x300mm (24x12inch)	Input electric power	2KVA	4KVA	7KVA
Longitudinal travel (X axis)	300mm (12inch)	Max. processing speed	150 mm/min	200 mm/min	400 mm/min
Cross travel (Y axis)	200mm (8inch)	Electrode wear ratio	0.25%		
Spindle travel+Headstock travel	180+200mm (7.2+8inch)	Best surface finish	0.33 $\mu$ mRa (13 $\mu$ inch)		
Max.electrode weight	50 kgs (110 lbs)	Max. programming capacity	500 blocks		
Loading capacity of work table	500 kgs (1100 lbs)	Min. D.R.O. resolution	0.005mm (0.0002")		
Machine weight	1000 kgs (2200 lbs)	Max. D.R.O. extent	999.999mm (40")		
Packing measurement (LxWxH)	1860x1080x2200mm (72x42.0x86inch)	Permanent memory device			
Clearance from worktable to platter(min-max)	(90-470) mm (3.5-18.5) inch				

250 L  
(66gallons)



Technology



**★OUTSTANDING FEATURES:**

- Large CRT display presents all relevant machine status, parameters, and positioning in a clear and easy to understand manner.
- Maximum 500 programmable steps offer precise and customizable machining parameters from start to finish for even the most complex jobs.
- Convenient auto-depth and auto-retract features allow quick and easy set up for multi-part batch runs.
- Superior intelligent PC controller provides greater system efficiency with lower electrode wear and better part finishes.
- Concurrent processing allows machining parameters to be changed while the machine is running the part program.
- High sensitivity servo system same as CNC models.
- 2 selections of flushing time for different size workpieces.
- Powered ram offers convenient rapid headstock up/down for quick set up.




★ **SAFETY:**

- Fluid height level function can be set to shut machine off if the level falls below the preset level.
- Auto-depth function can be set to retract and shut off the machine at the end of the machining cycle.
- Short circuit detection can automatically shut machine off to prevent damage or fire hazard.
- Fire detection circuitry provides additional protection with fire extinguisher and automatic machine shut down.

The optional "Super Sparking" feature is available for EDMing Tungsten Carbide or hardened steel over 50 RC.

The features are:


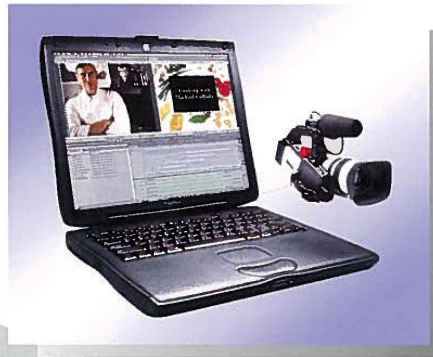

1. It improves working speed with hardened steel and carbide.
2. The surface of the electrode is flat with low wear.





Technology


***Application Examples***




**IMPROVED PRECISION AND RELIABILITY**




A.




B.



C.



D.



E.



F.

**★MECHANICAL STRUCTURE:**

- A. Fully ribbed and tempered FC-30 casting provides a solid foundation for the machine base and main structure.
- B. Turcite-B on the saddle provides smooth, precise movement and positioning in the X and Y-axis.
- C. Z-axis on linear guide-ways with ultra-precision ball screw and PWM-Servo motor combine to offer maximum machining performance.
- D. Sturdy and compact headstock for easy operation with high precision.
- E. Quick change filters.
- F. Remote control for EDM operator.



Technology



Work head



Set up tools



Work lamp




Filters (2pcs)

**Standard Accessories:**

**Optional Accessories:**



Oblique loran



Permanent magnetic chuck



Automatic fire extinguisher



SYSTEM 3R Tooling



Providing Solutions.

Phone: 916-638-7718 Fax: 916-638-2450

[www.scottmachinery.com](http://www.scottmachinery.com)

4700 Lang Ave, Suite D, Mcclellan, CA 95652