

# BURR KING®

## MODEL 1272

Standard 72" belt 1/2", 1", & 2" widths.




Shown with optional pedestal.

### Features:

- Constant Belt Speed with Rear Wheel Drive
- Multiple Contact Wheel Sizes 3/8" to 10" Diameter
- Contact, Slack, Platen, Workrest Grinding
- Multiple Belt Configurations
- Heavy Cast Construction
- Positive Belt Tracking
- Quick Belt Change with Adjustable Tension

Adjustable work table.




Model 1272 contact wheels range from 3/8", 9/16", 3/4", 1", 1-1/2", 2", 3", 4", 5", 7", 8", and 10" by using yoke and special attachments.



### Step Pulleys:

Step pulleys combined with optional size drive wheels allows 16 different speeds ranging from 677 S.F.P.M. to 6320 S.F.P.M.



### Part No. 1274

Yoke attachment with standard 2" x 2" contact wheels. Backup platen is removable for contour and loose belt grinding.



### Other Features:

- Variable Speed Range
- Yoke attachment for platen and loose belt grinding
- Adjustable nose for height
- Pedestal or bench mounted
- Full safety belt guard




### Part No. 1401 1" Arm

Internal and radius grinding attachment showing 1" x 72" belt optional wheel dia. Sizes are 9/16", 3/4", 1", 1-1/2" x 1" wide.



Model 1272 provides internal and radius grinding attachments as well as yoke attachments giving users a wide range of belt and wheel sizes.



### Part No. 1277

2" Fork Arm 2" wide yoke attachment. 2" x 72" belt, Wheel dia. 9/16", 3/4", 1", 1-1/2"